

Zoom-In William Johnson

Lesson Overview | [Preparation](#) | [Procedure](#) | [Evaluation](#)

Overview

Students use the elements of art (shape, line, texture, color, value, space) to analyze painting by William Johnson using a Zoom-In PowerPoint presentation. Zoom-In PowerPoint enables the teacher to crop the image into parts and display question prompts using text boxes to guide student analysis of the historical document. Students consider how the artist's experiences influenced his art.

Objectives

Students will:

- understand that History and culture often influence artists' work.
- use knowledge of the elements of art (shape, line, texture, color, value, space) to analyze a painting.

Time Required

20 minutes for Activity #1, Evaluation activity of student created art works 2 to 3 class periods

Recommended Grade Level

Grades 4-8

Topic

Fine Arts/Visual

Era

US 8 – The Great Depression and World War II (1929-1945)

Format of Primary Sources Used

Photos, Prints

Standards

National Standards for Arts Education

5.19 The student will identify the influences of historic events, subject matter, and media in works of art.

5.20 The student will research artists from a variety of cultures and the works of art they have produced.

5.21 The student will identify and discuss how American historical events influenced works of art, with emphases on westward expansion and the Civil War.

5.26 The student will analyze works of art based on visual properties and historical context.

Credits

Jeanne Seabridge, Mary Ellen Henderson Middle School, Falls Church City Public Schools, Virginia

Preparation






[Lesson Overview](#) | [Preparation](#) | [Procedure](#) | [Evaluation](#)

Materials Used

Files: [Johnson zoom.ppt](#)

Resources Used

Library of Congress

	Delano, J.(1941). Negro church in Moncks Corner, South Carolina . Library of Congress: Prints & Photographs, Farm Security Administration/Office of War Information Collection
	Johnson, W.H. (ca.1942). Off To War . Library of Congress: Exhibitions, American Treasures of the Library of Congress
	Lee, R. (1942). Children at the FSA (Farm Security Administration) Camelback Farms inspect the photographer's camera, Phoenix, Arizona . Library of Congress: Prints & Photographs, FSA/OWI - Black and White Negatives
	Leffler, Warren K., photographer.(1974 Jan. 31.). Gas ration stamps being printed, Bureau of Engraving & Printing . Library of Congress: Prints & Photographs, U.S. News and World Report Magazine Photograph Collection
	Unknown. [1941-1945]. [Man receiving a piece of paper, a military award, Tuskegee Army Air Field, Alabama] . Library of Congress: Prints & Photographs, none

Other Online Sources



[Smithsonian American Art Museum](#)

[Smithsonian American Art Museum, Artists](#)

Procedure

[Lesson Overview](#) | [Preparation](#) | **Procedure** | [Evaluation](#)

Activity #1

		Resources
1	Set up a computer with an LCD projector and screen.	
2	Show the attached Zoom-In of William Johnson	Johnson zoom.ppt
3	Start by asking students to think about the Investigative Question: How does an artist's life and culture influence their art?	
4	Ask students the questions in the Zoom-In as parts of the image are revealed to them.	
5	Use the additional primary sources to allow students to apply knowledge and understanding from the Zoom-In Inquiry to a new source or problem.	 
6	Differentiate the experience by: allowing students to discuss questions in small groups before the whole class discussion; assigning students to answer particular questions (e.g. concrete questions for lower level students and abstract questions for higher level students); allowing students time to reflect and record answers in a journal. Highlight key vocabulary terms in order to draw attention to them.	

Evaluation

[Lesson Overview](#) | [Preparation](#) | [Procedure](#) | **Evaluation**

Evaluation

Teacher observations:

- Students provide thoughtful and relevant feedback during the Zoom-In activity.
- Students respect the ideas of each member of the group and they asked meaningful questions.
- Student answers are based on the information gathered from the clues and previous knowledge of the subject.

Student work:

Students create a work of art as a performance assessment using the Elements of Art.